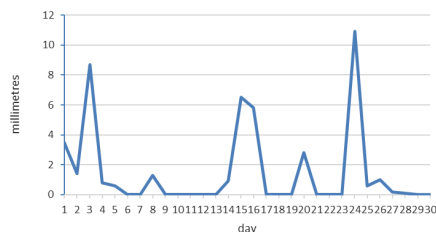


MONTHLY WEATHER SUMMARY

April 2025

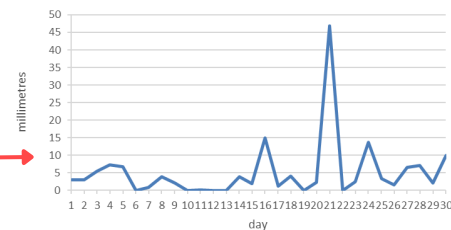
Rainfall

Canefield: April 2025 Rainfall

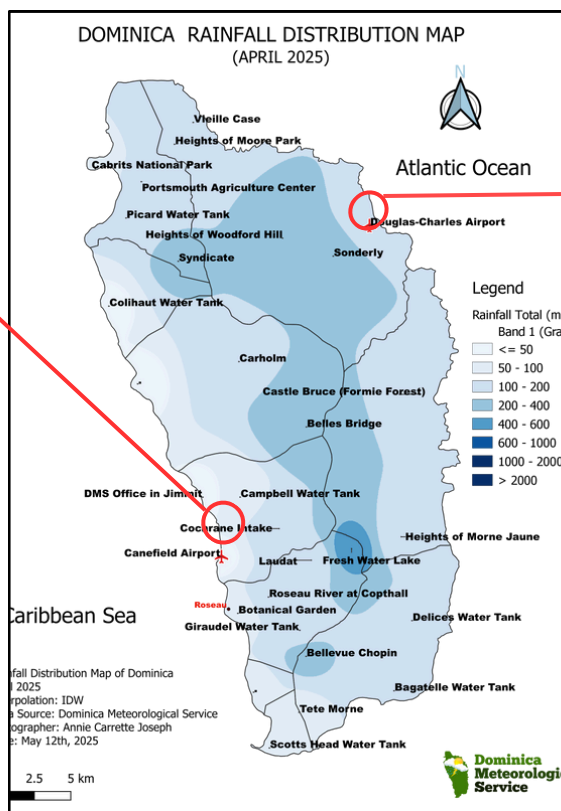


Total= 45.1mm/ 1.78
Daily max: 10.9mm/ 0.43in (24th)

Douglas-Charles: April 2025 Rainfall



Total= 153.8mm/ 6.06in
Daily max: 46.9mm/ 1.85in (21st)



3 Driest Stations

Jimmit 40.4mm/ 1.59in

Colihaut 44.6mm/ 1.76in

Canefield 45.1mm/ 1.78in

3 Wettest Stations

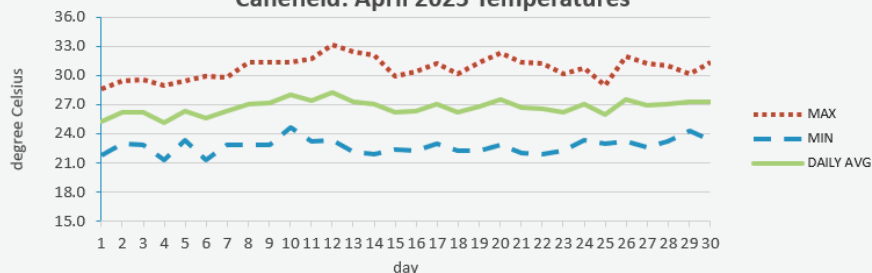
Freshwater Lake 451.2mm/ 17.76in

Belles Bridge 307.0mm/ 12.09in

Sonderly 268.2mm/ 3.14in

Temperature

Canefield: April 2025 Temperatures



Daily Average: 26.7°C/ 81°F

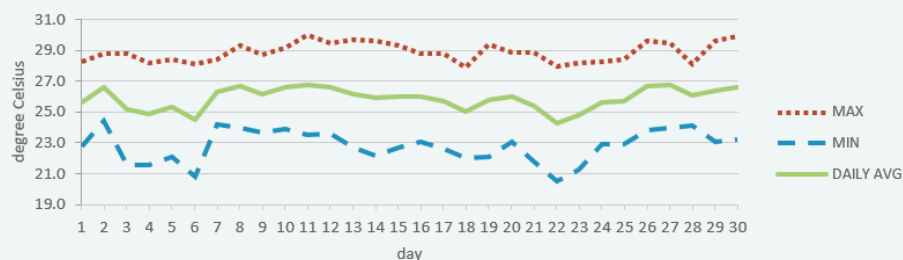
Mean Maximum: 30.7°C/ 88°F

Mean Minimum: 22.7°C/ 73°F

Actual Maximum: 33.1°C/ 91°F (12th)

Actual Minimum: 21.3°C/ 70°F (4th, 6th)

Douglas-Charles: April 2025 Temperatures



Daily Average: 25.9°C/ 79°F

Mean Maximum: 28.9°C/ 84°F

Mean Minimum: 22.8°C/ 73°F

Actual Maximum: 30.0°C/ 86°F (11th)

Actual Minimum: 20.5°C/ 70°F (22nd)

| Average | Canefield Airport | Douglas-Charles Airport |
|--|--|--|
| Relative Humidity | 75% | 77% |
| Cloud Cover | 5 oktas | 6 oktas |
| Sea-Level Pressure | 1013.5mbs/ 29.93inHg | 1015.5mbs/ 29.99inHg |
| Wind | 120° (ESE) @ 4kts/ 7kmh Max gust: 29kts/ 54kmh (12th, 16th) | 120° (ESE) @ 8kts/ 15kmh Max gust: 36kts/ 67kmh (1st) |
| Sunshine hours -Mean daily duration -Highest daily -Percentage received | NA | 7 hours 54 mins 11 hours 30mins (13th) 63% of total insolation |

Climatology For April

| Climatological Normal 30-year average (1991-2020) | | Canefield Airport | Douglas-Charles Airport |
|---|---|--|--|
| Rainfall | Normal: Max: Min: | 66.8mm/ 2.63in Max: 203.6mm/ 8.02in (2013) Min: 3.5mm/ 0.14in (1983) | 179.3mm/ 7.06in 773.1mm / 30.4in (1981) 18.8mm / 0.74in (1997) |
| Mean Temperature | Normal: | 27.0°C/ 81°F | 26.2°C/ 79°F |
| Maximum Temperature | Normal: Records: -mean max: -actual max: | 31.1°C/ 88°F 33.5°C/ 93°F (2024) 35.2°C/ 95°F (2024) | 29.4°C/ 84°F 31.3°C/ 88°F (2005) 33.1°C / 91°F (2005) |
| Minimum Temperature | Normal: Records: -mean min: -actual min: | 22.9°C/ 73°F 21.6°C/ 70°F (2008) 18.6°C/ 66°F (2009) | 23.0°C / 73°F 21.5°C/ 72°F (1985) 18.0°C / 64°F (1985) |
| Sunshine | Normal | NA | 8 hours 12mins |

REMARKS:

High pressure (ridging) was dominant for the first half of the month, while lower pressure (troughing) became dominant during the second half.

Canefield: Rainfall total was normal. Mean daytime maximum and night-time low temperatures were normal. A few days with slight haze observed.

Douglas-Charles: Rainfall total was normal. While mean night-time temperature was normal, daily mean and daytime maximum temperatures were slightly below normal. Breezy conditions were observed along with a few days with slight dust haze.

Contact Us



2664618 /4665/4490/58



dmsclimate@dominica.gov.dm



www.weather.gov.dm