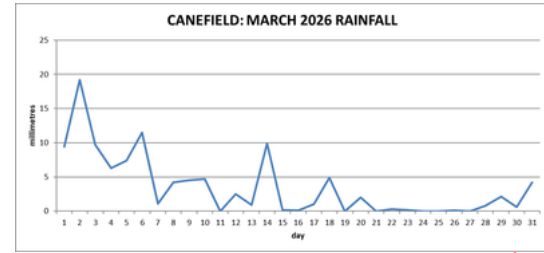
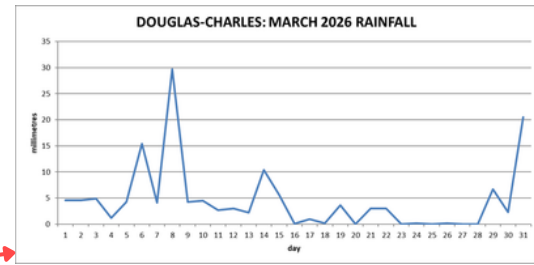


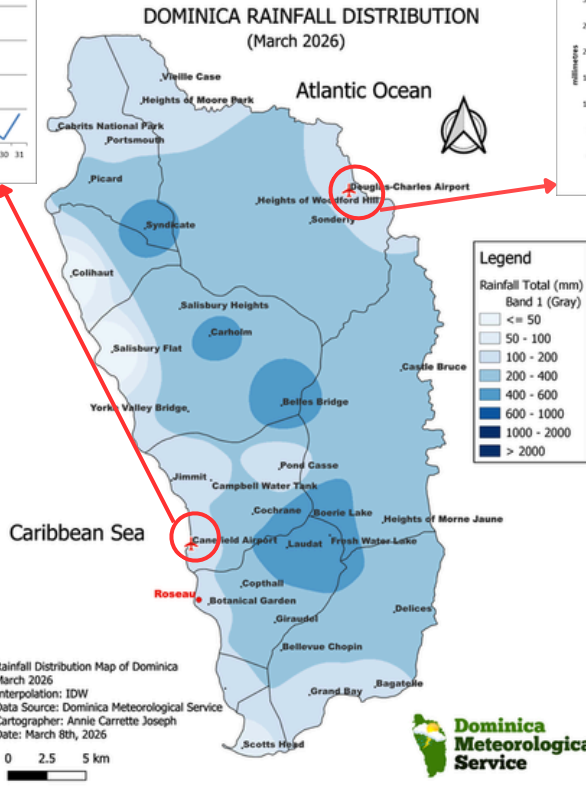
### Rainfall



**RAINFALL TOTAL= 107.8MM/ 4.24IN**  
**DAILY MAX: 19.2MM/ 0.76IN (2ND)**  
**2026 TOTAL: 341.7MM/ 13.45IN**  
**AVG RH= 74%**  
**AVG CLOUD COVER= 5 OKTAS**  
**AVG MSLP= 1013.8MBS**



**RAINFALL TOTAL= 142.4MM/ 5.61IN**  
**DAILY MAX: 29.7MM/ 1.17IN (8TH)**  
**2026 TOTAL: 523.6MM/ 20.61IN**  
**AVG RH= 75%**  
**AVG CLOUD COVER= 5 OKTAS**  
**AVG MSLP=1015.9MBS**



Rainfall Distribution Map of Dominica  
 March 2026  
 Interpolation: IDW  
 Data Source: Dominica Meteorological Service  
 Cartographer: Annie Carrette Joseph  
 Date: March 8th, 2026

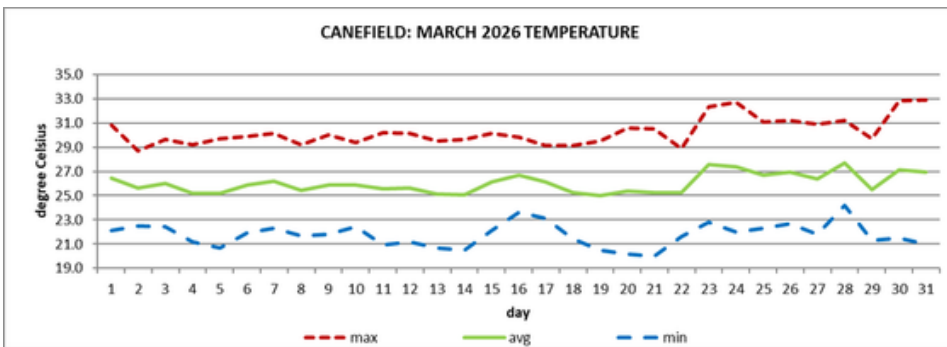
**3 Driest Stations**

- Salisbury 35.2mm/ 1.39in
- Colihaut 40.8mm/ 1.61in
- Scotts Head 88.2mm/ 3.47in

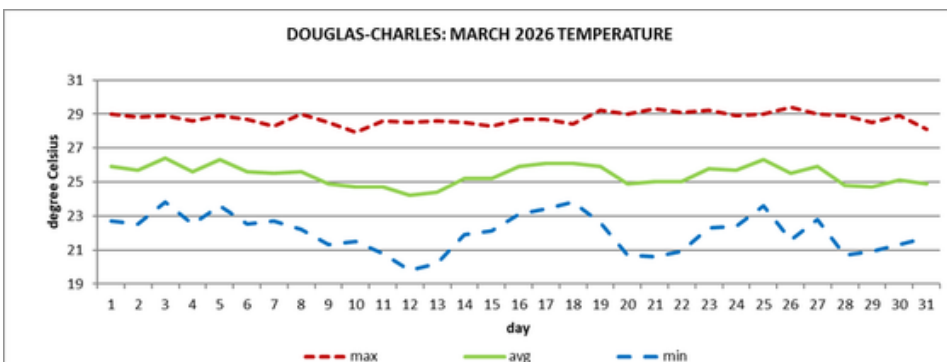
**3 Wettest Stations**

- Fresh Water Lake 557.6mm/ 21.95in
- Laudat 525.4mm/ 20.69in
- Boerie Lake 476.8mm/ 18.77in

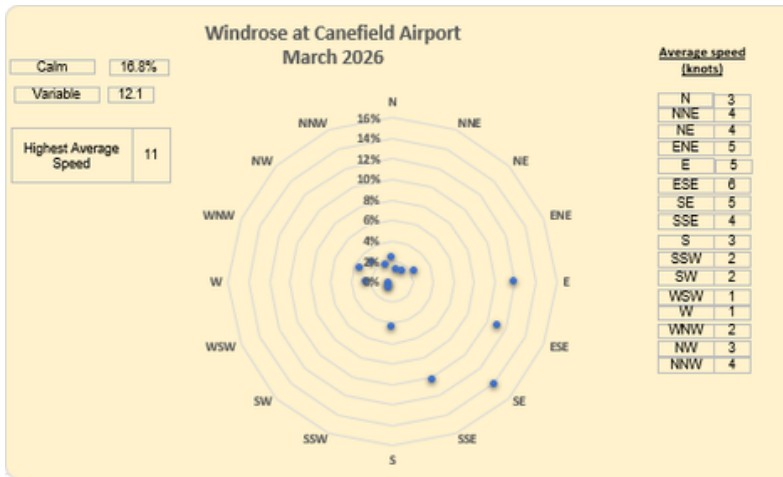
### Temperature



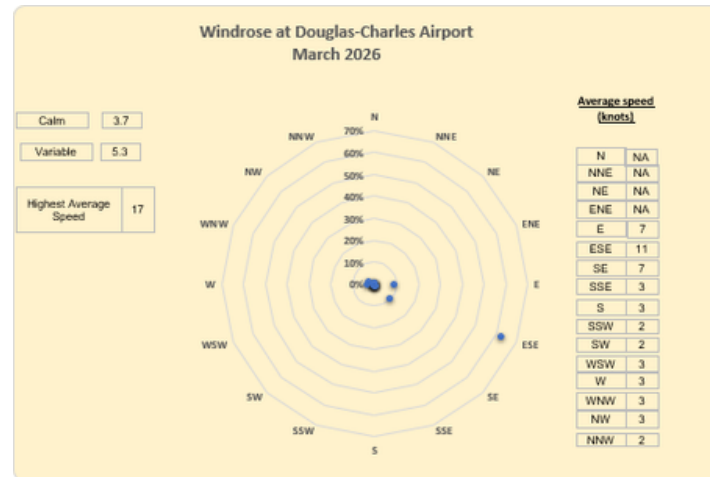
**Daily Average: 26.0°C/ 81°F**  
**Mean Maximum: 30.3°C/ 86°F**  
**Mean Minimum: 21.8°C/ 72°F**  
**Actual Maximum: 32.9°C/ 91°F (31<sup>st</sup>)**  
**Actual Minimum: 20.0°C/ 68°F (21<sup>st</sup>)**



**Daily Average: 25.4°C/ 77°F**  
**Mean Maximum: 28.8°C/ 84°F**  
**Mean Minimum: 22.0°C/ 72°F**  
**Actual Maximum: 29.4°C/ 84°F (26<sup>th</sup>)**  
**Actual Minimum: 19.8°C/ 68°F (12<sup>th</sup>)**



Max wind gust: 39kts/ 72km/h (16th)



Max wind gust: 31kts/57km/h (15th)

### Climatology For March

Climatological Normal 30-year average (1991-2020)		Canefield Airport	Douglas-Charles Airport
Rainfall	<b>Normal:</b> <b>Max:</b> <b>Min:</b>	42.6mm/ 1.68in 129.8mm/ 5.11in (2022) 5.1mm/ 0.20in (2018)	110.5mm/ 4.35in 317.4mm / 12.50in (1995) 27.7mm / 1.09in (1994)
Mean Temperature	<b>Normal:</b>	26.1°C/ 79°F	25.5°C/ 79°F
Maximum Temperature	<b>Normal:</b> <b>Records:</b> <b>-mean max:</b> <b>-actual max:</b>	30.3°C/ 86°F 32.9°C/ 91°F (2024) 34.5°C/ 95°F (2024)	28.8°C/ 84°F 30.8°C/ 88°F (2010) 32.3°C / 90°F (2010)
Minimum Temperature	<b>Normal:</b> <b>Records:</b> <b>-mean min:</b> <b>-actual min:</b>	22.0°C/ 72°F 20.5°C/ 70°F (2008) 18.1°C/ 64°F (2009)	22.3°C / 72°F 21.0°C/ 70°F (1987) 17.2°C / 63°F (2000)
Sunshine	<b>Normal</b>	NA	7 hours 36mins

**REMARKS:**  
The Atlantic high-pressure system dominated the weather conditions, producing gusty winds. A frontal trough and low-level trough also affected the area.

**Canefield:**  
Above normal rainfall total with normal temperatures were recorded.

**Douglas-Charles:**  
The rainfall total was also above normal with normal temperatures.

### Contact Us