

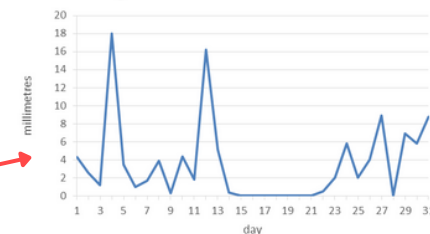
Rainfall

Canefield: March 2025 Rainfall

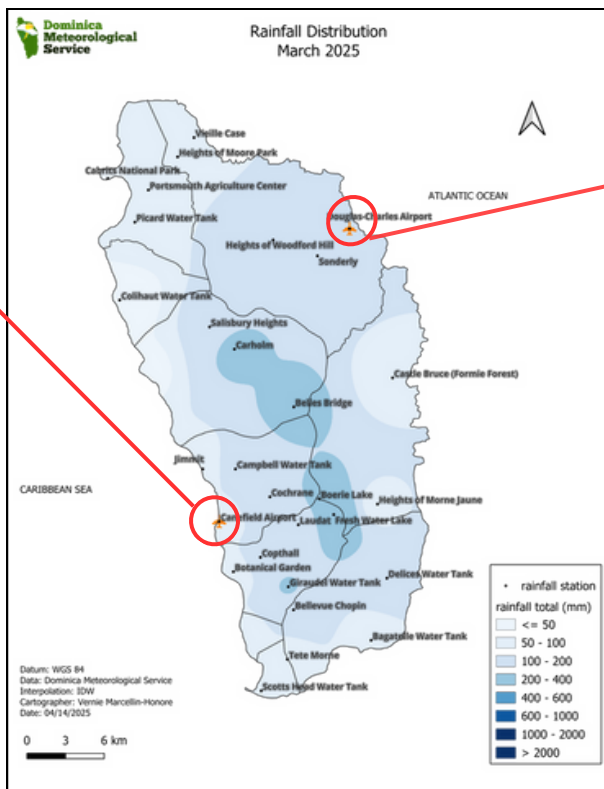


Total= 66.3mm/ 2.61in
Daily max: 11.7mm/ 0.46in (24th)

Douglas-Charles: March 2025 Rainfall



Total= 109.1/ 4.30in
Daily max: 18.0mm/ 0.71in (4th)



3 Driest Stations

Colihaut 17.2mm/ 0.68in

Cabrits 39.0mm/ 1.54in

Scottshead 57.6mm/ 2.27in

3 Wettest Stations

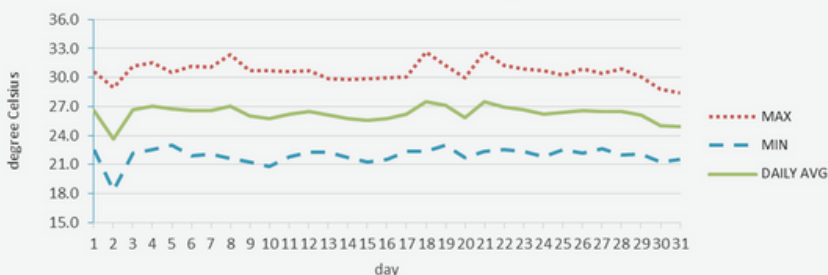
Freshwater Lake 338.8mm/ 13.34in

Belles Bridge 216.8mm/ 8.54in

Carholm 216.6mm/ 8.53in

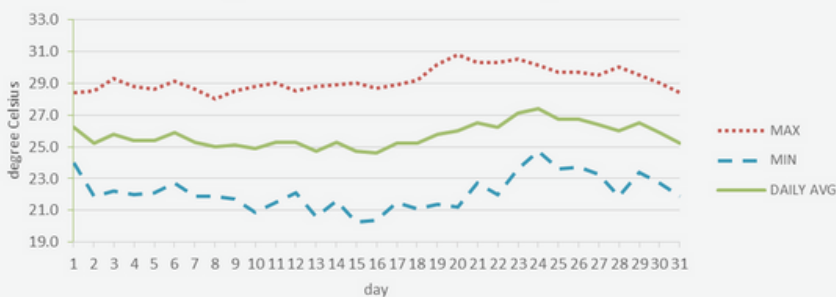
Temperature

Canefield: March 2025 Temperatures



Daily Average: 26.3°C/ 79°F
 Mean Maximum: 30.6°C/ 88°F
 Mean Minimum: 21.9°C/ 72°F
 Actual Maximum: 32.6°C/ 91°F (18th, 21st)
 Actual Minimum: 18.3°C/ 64°F (2nd)

Douglas-Charles: March 2025 Temperatures



Daily Average: 25.7°C/ 79°F
 Mean Maximum: 29.2°C/ 84°F
 Mean Minimum: 22.1°C/ 72°F
 Actual Maximum: 30.8°C/ 88°F (20th)
 Actual Minimum: 20.3°C/ 68°F (15th)

Average	Canefield Airport	Douglas-Charles Airport
Relative Humidity	73%	80%
Cloud Cover	3 oktas	4 oktas
Sea-Level Pressure	1014.7mbs/ 29.97inHg	1016.3mbs/ 30.01inHg
Wind	120° (ESE) @ 4kts/ 7kmh Max gust: 28kts/ 52kmh (01st, 25th)	120° (ESE) @ 8kts/ 15kmh Max gust: 33kts/ 61kmh (31st)
Sunshine hours -Mean daily duration -Highest daily -Percentage received	NA	9 hours 06 mins 10 hours 42mins (15th) 75% of total insolation

Climatology For March

Climatological Normal 30-year average (1991-2020)		Canefield Airport	Douglas-Charles Airport
Rainfall	Normal: Max: Min:	42.6mm/ 1.68in 129.8mm/ 5.11in (2022) 5.1mm/ 0.20in (2018)	110.5mm/ 4.35in 317.4mm / 12.50in (1995) 27.7mm / 1.09in (1994)
Mean Temperature	Normal:	26.1°C/ 79°F	25.5°C/ 79°F
Maximum Temperature	Normal: Records: -mean max: -actual max:	30.3°C/ 86°F 32.9°C/ 91°F (2024) 34.5°C/ 95°F (2024)	28.8°C/ 84°F 30.8°C/ 88°F (2010) 32.3°C / 90°F (2010)
Minimum Temperature	Normal: Records: -mean min: -actual min:	22.0°C/ 72°F 20.5°C/ 70°F (2008) 18.1°C/ 64°F (2009)	22.3°C / 72°F 21.0°C/ 70°F (1987) 17.2°C / 63°F (2000)
Sunshine	Normal	NA	7 hours 36mins

REMARKS:

Canefield: Rainfall total was normal. Daylight temperature was just above normal while the mean and night-time temperatures were normal.

Douglas-Charles: Rainfall total was normal. Daylight and mean temperatures were just above normal, with normal night-time temperatures. Dust haze was persistent from mid-month. Highest total monthly sunshine hours in 10 years (280.9hours).

The Atlantic High Pressure System was dominant, supporting breezy and gusty conditions.

Contact Us



2664618 /4665/4490/58



dmsclimate@dominica.gov.dm



www.weather.gov.dm