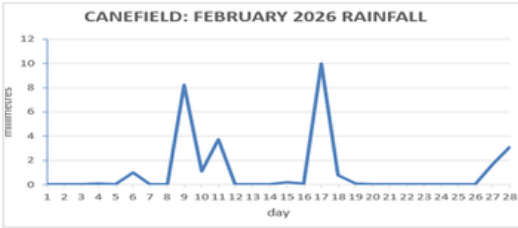


Rainfall

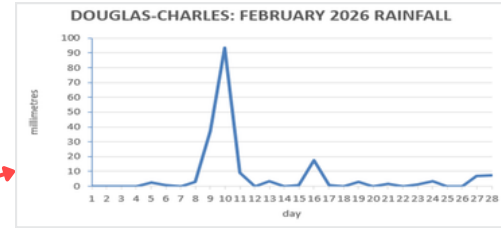
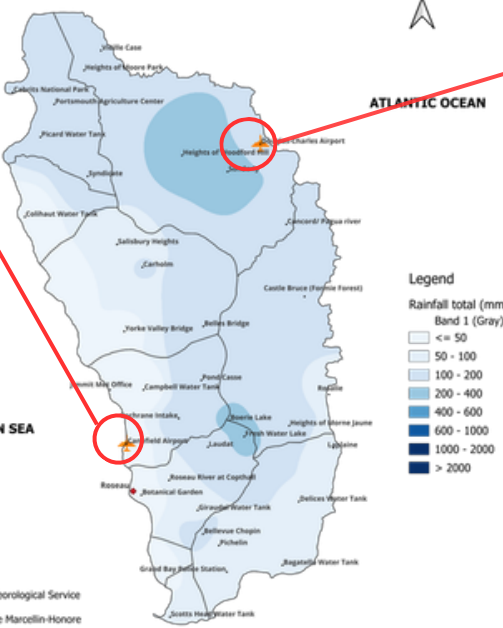


RAINFALL TOTAL= 30.1MM/ 1.19IN
DAILY MAX: 10.0MM/ 0.39IN (17TH)
2026 TOTAL: 233.9MM/ 9.21IN
AVG RH= 76%
AVG CLOUD COVER= 4 OKTAS
AVG MSLP= 1015.2MBS

3 Driest Stations

Botanical Gardens	14.2mm/ 0.56in
Jimmit	14.8mm/ 0.58in
Colihaut	15.4mm/ 0.61in

RAINFALL DISTRIBUTION FOR DOMINICA (February 2026)

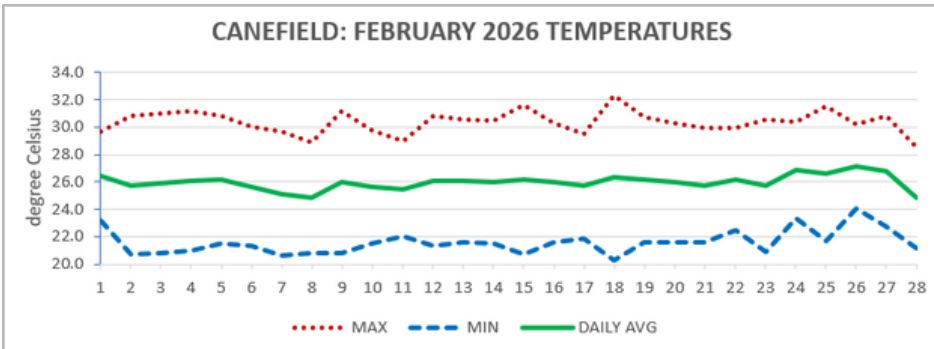


RAINFALL TOTAL= 190.7MM/ 7.51IN
DAILY MAX: 93.3MM/ 3.67IN (10TH)
2026 TOTAL: 381.2MM/ 15.01IN
AVG RH= 78%
AVG CLOUD COVER= 4 OKTAS
AVG MSLP=1017.2MBS
TOTAL SUNSHINE HOURS= 226.6HRS

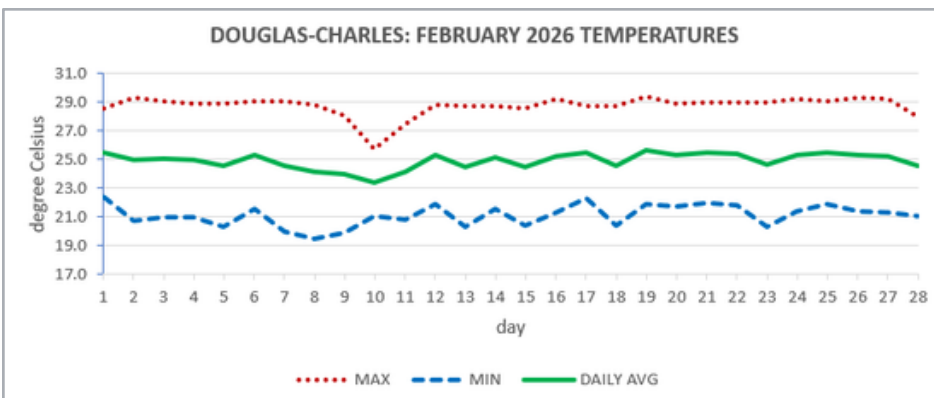
3 Wettest Stations

Woodfordhill Heights	219.8mm/ 8.65in
Sonderly	218.4mm/ 8.60in
Freshwater Lake	207.6mm/ 8.17in

Temperature

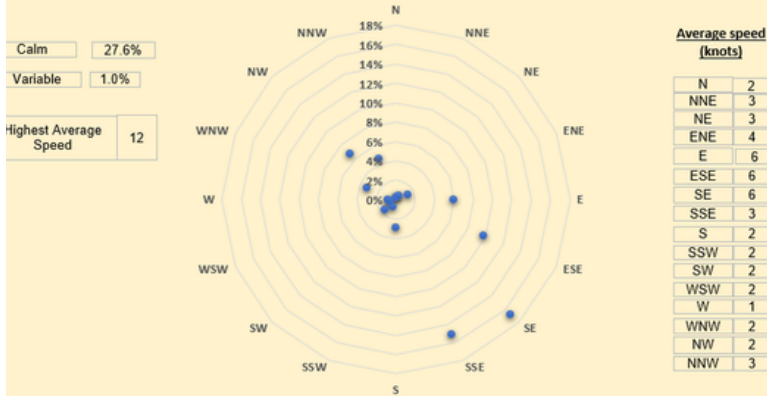


Daily Average: 26.0°C/ 81°F
Mean Maximum: 30.4°C/ 86°F
Mean Minimum: 21.6°C/ 72°F
Actual Maximum: 32.3°C/ 90°F (18th)
Actual Minimum: 20.3°C/ 68°F (18th)



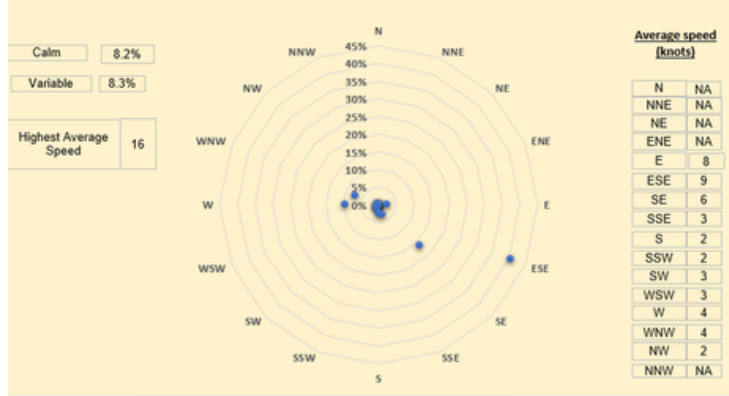
Daily Average: 24.9°C/ 77°F
Mean Maximum: 28.7°C/ 84°F
Mean Minimum: 21.1°C/ 70°F
Actual Maximum: 29.4°C/ 84°F (19th)
Actual Minimum: 19.5°C/ 68°F (8th)

Windrose at Canefield Airport
February 2026



Max wind gust: 28kts/ 52km/h (24th)

Windrose at Douglas-Charles Airport
February 2026



Max wind gust: 34kts/63km/h (28th)

Climatology For February

Climatological Normal 30-year average (1991-2020)		Canefield Airport	Douglas-Charles Airport
Rainfall	<i>Normal:</i> <i>Max:</i> <i>Min:</i>	67.3mm/ 2.65in 231.9mm/ 9.13in (2018) 29.9mm / 1.18in (2021)	85.1mm/ 3.35in 196.6mm / 7.74in (1989) 4.2mm / 0.17in (2010)
Mean Temperature	<i>Normal:</i>	25.7°C/ 79°F	25.3°C/ 77°F
Maximum Temperature	<i>Normal:</i> <i>Records:</i> <i>-mean max:</i> <i>-actual max:</i>	29.7°C/ 86°F 31.9°C/ 90°F (2024) 34.0°C / 93°F (2024)	28.5°C / 84°F 29.8°C / 86°F (2010) 31.9°C / 90°F (1998)
Minimum Temperature	<i>Normal:</i> <i>Records:</i> <i>-mean min:</i> <i>-actual min:</i>	21.7°C/ 72°F 20.9°C/ 70°F (1990,2009) 18.0°C/ 64°F (2008)	22.1°C / 72°F 20.4°C / 68°F (1986) 17.0°C / 63°F (1988)
Sunshine	<i>Normal</i>	NA	7 hours 30mins

REMARKS:
The Atlantic high-pressure system dominated the weather, producing gusty winds. Mid-latitude cyclones produced 10 sec and 12 sec swells along the western coast on the 3rd and 10th, respectively. Coastal flooding and erosion were observed on the 10th.

Canefield:
Rainfall total was normal. The average daytime high temperature and average daily temperature were normal, while the average nighttime temperature was slightly below normal.

Douglas-Charles:
The rainfall total was higher than normal. The average minimum temperature and average daily temperature were below normal, while the average maximum temperature was normal. Early morning flooding at Hampstead on the 11th.

Contact Us