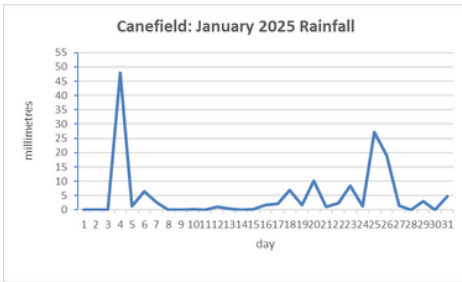
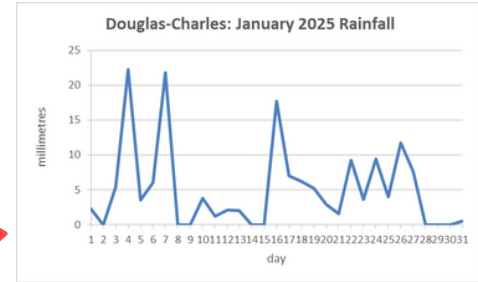
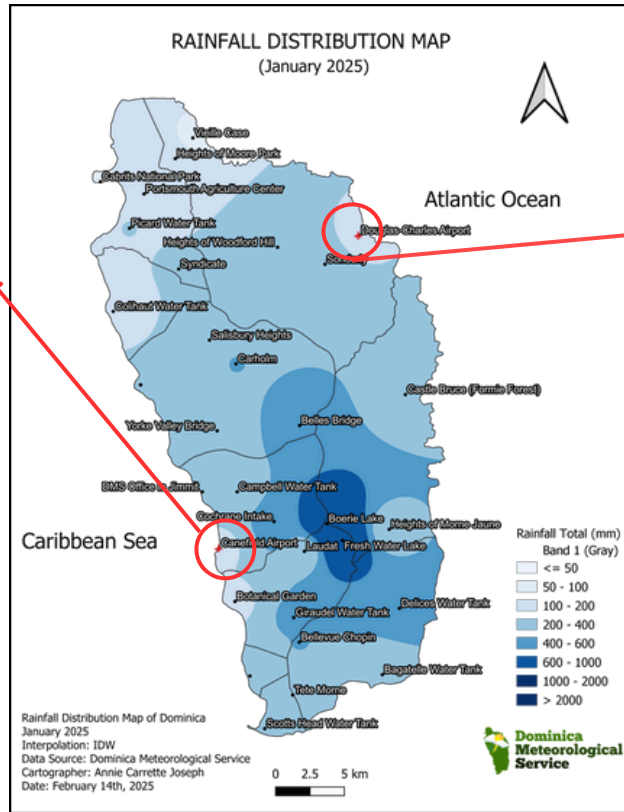


Rainfall



Total= 151.1mm/ 5.95in
Daily max: 47.9mm/ 1.89in (4th)



Total= 157.0mm/ 6.18in
Daily max: 22.3mm/ 0.88in (4th)

3 Driest Stations

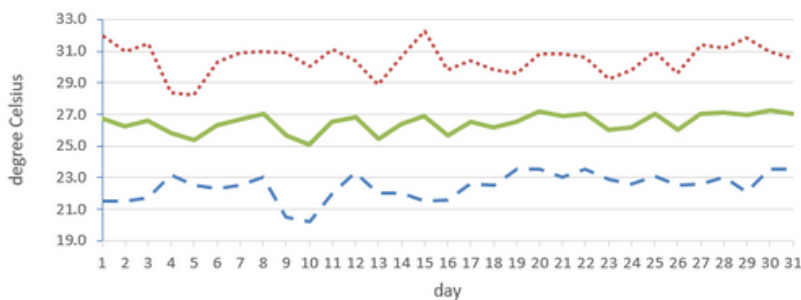
Vieille Case	89mm/ 3.50in
Cabrits National Park	91.8mm/ 3.61in
Colihaut Water Tank	116mm/ 4.57in

3 Wettest Stations

Boerie Lake	994.2mm/ 39.14in
Fresh Water Lake	973mm/ 38.31in
Belles Bridge	532mm/ 20.94

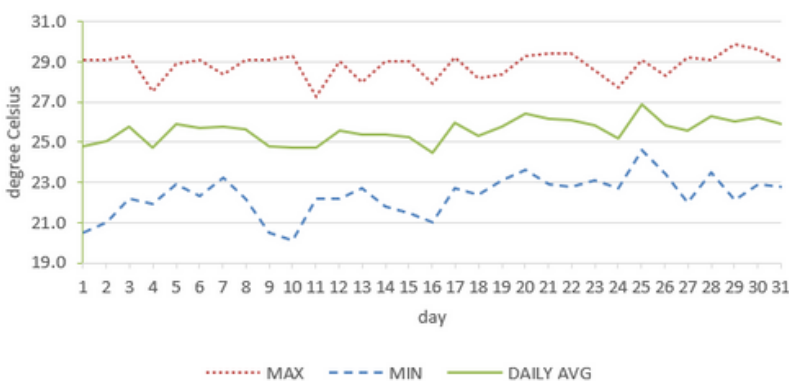
Temperature

Canefield: January 2025 Temperatures



Daily Average: 26.5°C/ 81°F
Mean Maximum: 30.5°C/ 88°F
Mean Minimum: 22.4°C/ 72°F
Actual Maximum: 32.3°C/ 90°F (15th)
Actual Minimum: 20.2°C/ 68°F (10th)

Douglas-Charles: January 2025 Temperatures



Daily Average: 25.6°C/ 79°F
Mean Maximum: 28.8°C/ 84°F
Mean Minimum: 22.3°C/ 72°F
Actual Maximum: 29.9°C/ 86°F (29th)
Actual Minimum: 20.1°C/ 68°F (10th)

Average	Canefield Airport	Douglas-Charles Airport
Relative Humidity	77%	85%
Cloud Cover	4 oktas	5 oktas
Sea-Level Pressure	1014.9mbs/ 29.97inHg	1016.8mbs/ 30.03inHg
Wind	120° (ESE) @ 4kts/ 7kmh Max gust: 34kts/ 63kmh (21st)	120° (ESE) @ 7kts/ 13kmh Max gust: 28kts/ 13kmh (24th, 31st)
Sunshine hours -Mean daily duration -Highest daily -Percentage received	NA	6 hours 25mins 10 hours 00mins (15th) 56.6% of total insolation

Climatology For January

Climatological Normal 30-year average (1991-2020)		Canefield Airport	Douglas-Charles Airport
Rainfall	Normal: Max: Min:	110.4mm / 4.35in 231.9mm / 9.13in (2018) 29.9mm / 1.18in (2021)	136.0mm / 5.35in 249.0mm / 9.80in (1998) 68.6mm / 2.70in (1989)
Mean Temperature	Normal:	25.7°C / 79°F	25.3°C / 77°F
Maximum Temperature	Normal: Records: -mean max: -actual max:	29.7°C / 86°F 31.9°C / 90°F (2024) 34.2°C / 93°F (2024)	28.6°C / 84°F 31.8°C / 90°F (1987) 30.7°C / 88°F (2024)
Minimum Temperature	Normal: Records: -mean min: -actual min:	21.7°C / 72°F 20.7°C / 70°F (1985) 18.2°C / 64°F (2008)	22.2°C / 72°F 17.1°C / 63°F (1988) 17.8°C / 64°F (2022)
Sunshine	Normal	NA	6 hours 42mins

REMARKS:

Canefield: Wetter and warmer than usual conditions were observed.

Douglas-Charles: Rainfall total was normal and the usual temperatures were recorded. Slight haze observed towards the end of the month.

The Atlantic high-pressure system dominated, transporting large amounts of moisture into the area and producing gusty winds. Moderate to rough seas were regular.

Contact Us



2664618 /4665/4490/58



dmsclimate@dominica.gov.dm



www.weather.gov.dm